

Customer Information Sheet

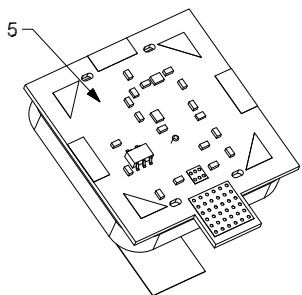
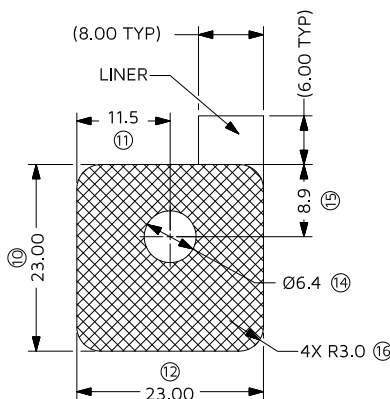
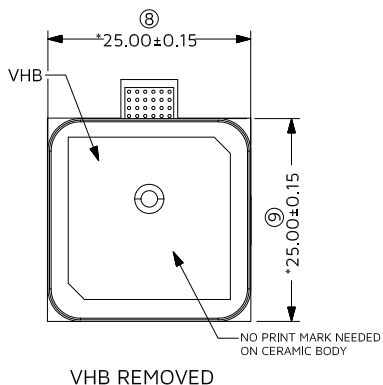
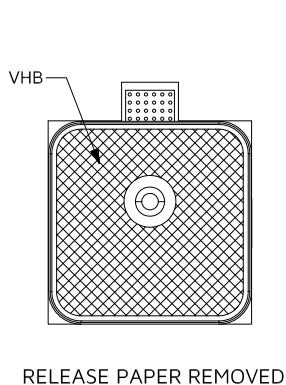
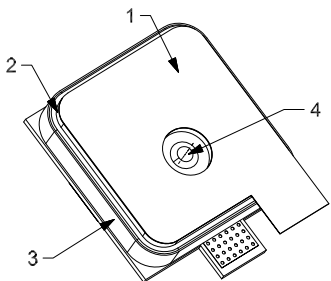
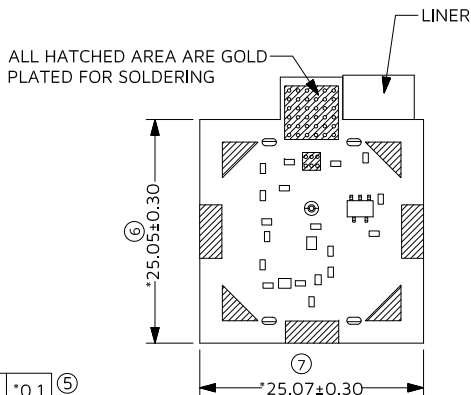
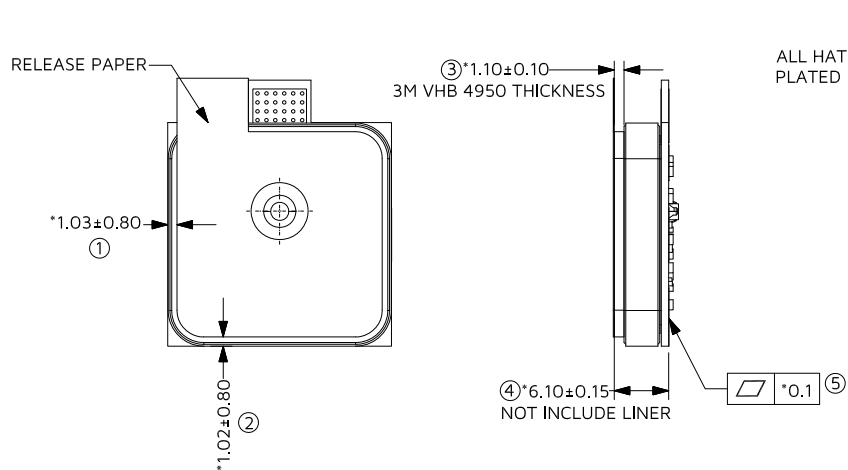
IF IN DOUBT - ASK



NOT TO SCALE

THIRD ANGLE PROJECTION

ALL DIMENSIONS IN mm



NOTE:

- 1.THIS GNSS WITHOUT SHIELD IS FOR 4 IN1 SERIES;
- 2.RF FUNCTION MUST FOLLOW YOUR OWN DATASHEET DEFINED THAT OUR RF ENGINEER HAVE APPROVED;
- 3.MAKE A GOOD PROTECTION(NO DAMAGE TO COMPONENTS AND ESD ISSUE) DURING TRANSFORMATION BECAUSE OF NO METAL SHIELDING;
- 4.GAIN:28DB±3;
- 5.ESD TEST FOLLOW OUR SPEC IN THE NEXT PAGE SHOWN.

ITEM	COMPONENTS	NOTE
1	LINER	PPER MUST INCLUDE ALL MATERIA THAT THIS PA IS USING
2	VHB	
3	CERAMIC WITH SILVER PRINTING	
4	CENTER PIN	
5	PCB WITH COMPONENTS VHB ASSY	

KC	1	03JUL25	--
NAME	ISS.	DATE	CN/CO
APPROVED: WALKER/MEIZY			
CHECKED: THIRI			
DRAWN: KC			

HARWIN

www.harwin.com

TOLERANCES
X. = ±1mm
X.X = ±0.50mm
X.XX = ±0.20mm
X.XXX = ±0.01mm
ANGLES = ±5°
UNLESS STATED

THIS DRAWING AND ANY INFORMATION OR DESCRIPTIVE MATTER SET OUT HEREON ARE CONFIDENTIAL AND COPYRIGHT PROPERTY OF THE HARWIN GROUP AND MUST NOT BE DISCLOSED, LOANED, COPIED OR USED FOR MANUFACTURING, TENDERING OR FOR ANY OTHER PURPOSE WITHOUT THEIR WRITTEN PERMISSION.

MATERIAL & FINISH:

TITLE:

GNSS Elliptic Patch GPS L1

DRAWING NUMBER:

MMANT-1600700-PP-001

SHT
1 OF 2

Customer Information Sheet

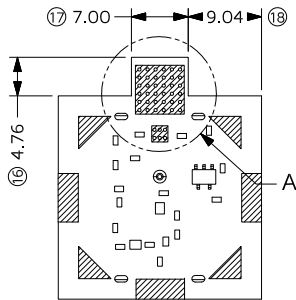
IF IN DOUBT - ASK



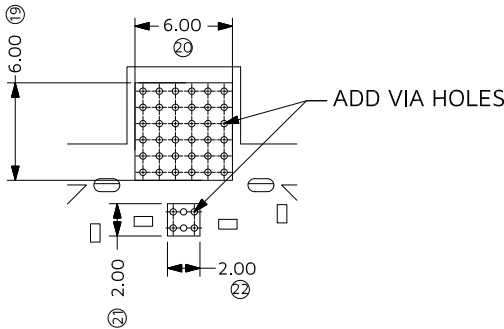
NOT TO SCALE

THIRD ANGLE PROJECTION

ALL DIMENSIONS IN mm



PCB SOLDER PAD ENLARGE



DETAIL A
SCALE 4:1

ESD Test (Operational test)

Condition:

Contact: $\pm 8\text{kV}$ Contact discharge to enclosure
Air: $\pm 15\text{kV}, \pm 20\text{kV}, \pm 25\text{kV}$ Air discharge in vicinity of enclosure
Test shall be performed with antenna GNSS facing sky

DUT state: Device must remain powered for duration of test and be fully functional

Criterion:

Contact: No error permitted in LNA
Air: Recoverable error permitted in LNA (error is remedied by power cycle)
Furthermore, confirm:
RF parameters in spec
GNSS current draw does not deviate excessively from nominal
No components damage

KC	1	03JUL25	--
NAME	ISS.	DATE	CN/CO
APPROVED: WALKER/MEIZY			
CHECKED: THIRI			
DRAWN: KC			

HARWIN

www.harwin.com

TOLERANCES

X. = $\pm 1\text{mm}$
X.X = $\pm 0.50\text{mm}$
X.XX = $\pm 0.20\text{mm}$
X.XXX = $\pm 0.01\text{mm}$

ANGLES = $\pm 5^\circ$
UNLESS STATED

THIS DRAWING AND ANY INFORMATION OR DESCRIPTIVE MATTER SET OUT HEREON ARE CONFIDENTIAL AND COPYRIGHT PROPERTY OF THE HARWIN GROUP AND MUST NOT BE DISCLOSED, LOANED, COPIED OR USED FOR MANUFACTURING, TENDERING OR FOR ANY OTHER PURPOSE WITHOUT THEIR WRITTEN PERMISSION.

MATERIAL & FINISH:

TITLE:

GNSS Elliptic Patch GPS L1

DRAWING NUMBER:

MMANT-1600700-PP-001

SHT
2
OF
2